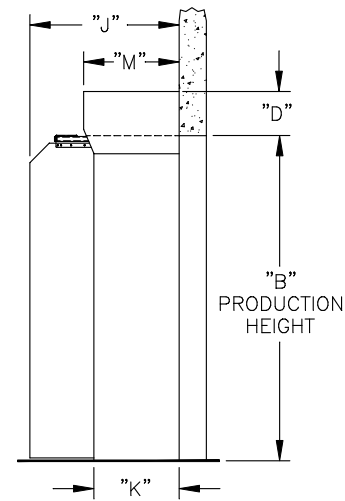
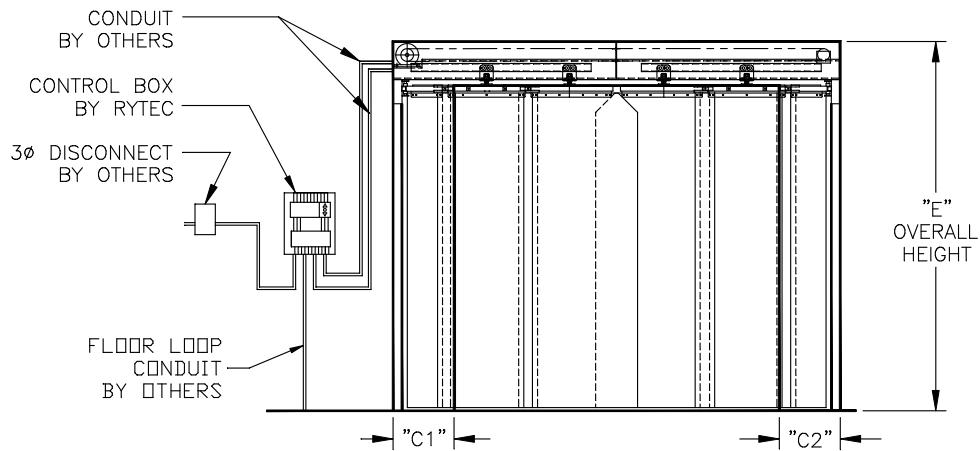
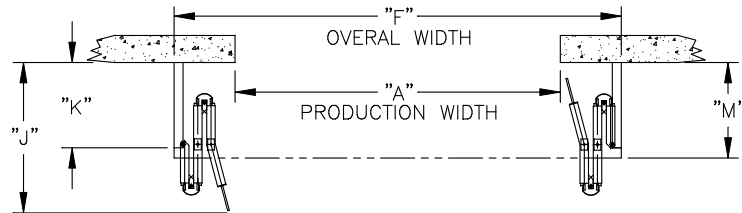


DRAWING NOT TO SCALE, ALL DIMENSIONS IN INCHES

DOOR NO.	A	B	C1	C2	D	E	F	J	K	M	VOLTAGE	PHASE	HP



NOTES:

- 1) SYSTEM 4 – AC DRIVE
- 2) INSULATED SIDE PANELS

ACTIVATORS	QTY.
<input type="checkbox"/> PHOTOEYE	_____
<input type="checkbox"/> PULLCORDS	_____
<input type="checkbox"/> MOTION DETECTOR	_____
<input type="checkbox"/> RADIO CONTROL	_____
W/2 TRANSMITTERS	_____
<input type="checkbox"/> ADDITIONAL	_____
TRANSMITTERS	_____
<input type="checkbox"/> PUSHBUTTON	_____
<input type="checkbox"/> FLOOR LOOP	_____
<input type="checkbox"/> OTHERS (DESCRIBE IN NOTES)	_____

OPTIONS
<input type="checkbox"/> FLAT HOOD
<input type="checkbox"/> SLANT HOOD
<input type="checkbox"/> HEAD PREWIRED RIGHT (LEFT IS STANDARD)
<input type="checkbox"/> 575/460V STEP DOWN TRANSFORMER
INCLUDED IN RYTEC CONTROL BOX
<input type="checkbox"/> OTHERS (DESCRIBED IN NOTES)

**RYTEC CORPORATION**

**FAST-FOLD®(FF6CGS) SYSTEM 4**

CUSTOMER: \_\_\_\_\_

ADDRESS: \_\_\_\_\_ REV. –

DATE: \_\_\_\_\_ APPR'D BY: \_\_\_\_\_

FILE #: \_\_\_\_\_ APPR'D DATE: \_\_\_\_\_